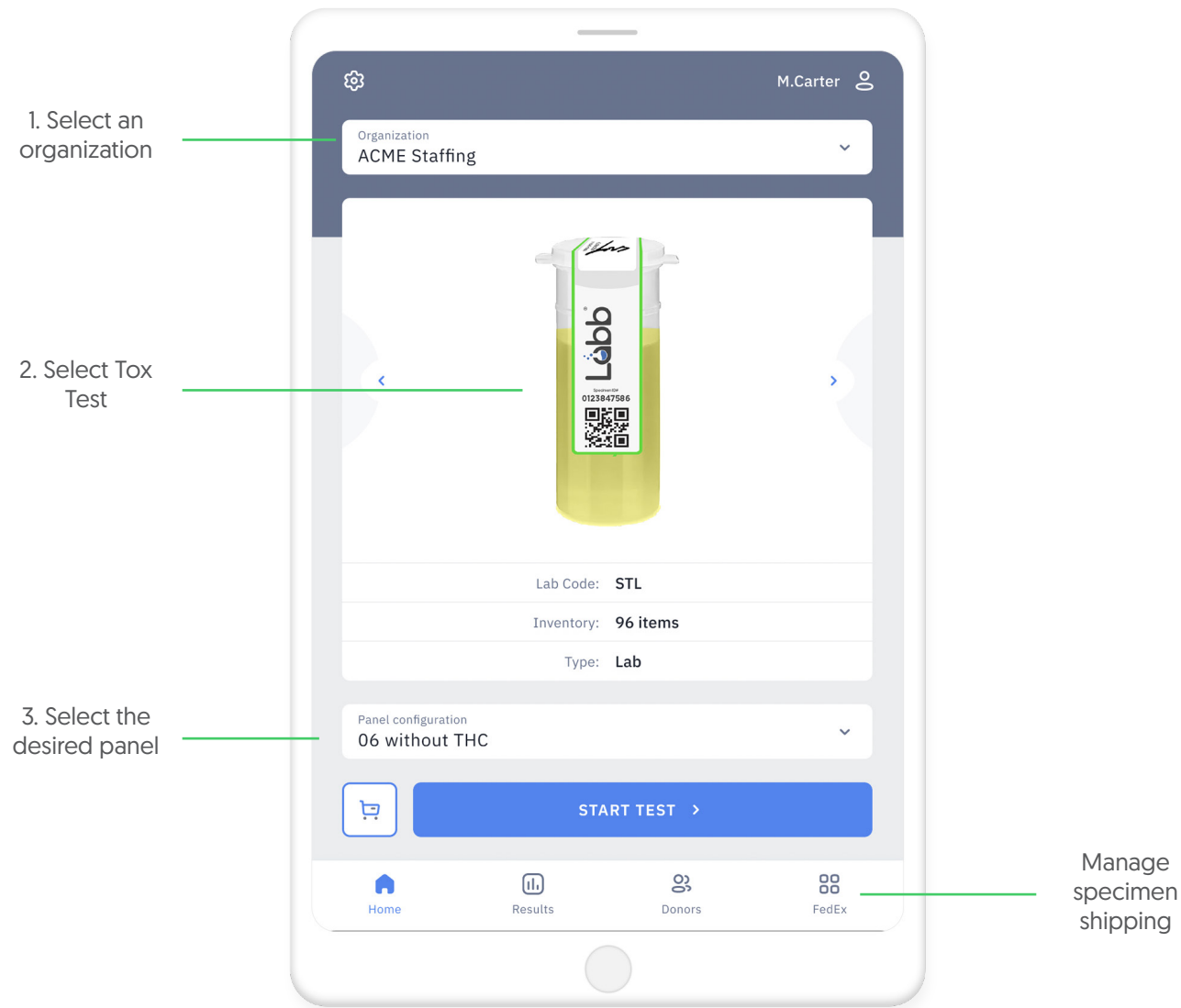


Tox Manager



Need Help?
(877) 868-9967

IMPORTANT:
This document contains the new interface designs. All functionality is identical regardless of design. Labb Station designs are scheduled to change over the next 30 days.

Add Tox to Organization

Locate the Organization's SETTINGS page.

Locate Tox Service level

- Set - Tox (for laboratory testing only)
- Set - Tox + MRO (to add MRO)
- Select UPDATE to save setting.

This process can also be used when add a new Organization.

Build a Custom Tox Panel

Tox Manager includes 4 primary test panels. By default, they are available to all Organizations. You can also customize these panels.

Locate the desired Organization & select "CREATE PANEL" on PANELS page.

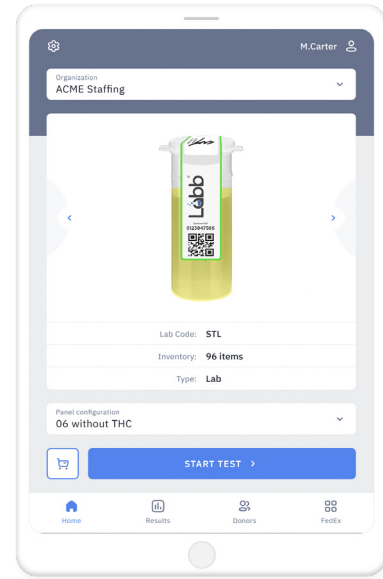
- Set NAME - [add desired name]
- Set PRODUCT - "UA Tox"
- Set TOX PANEL - [see below]
- Set Price [if used]
- Select desired drugs
- Set to "SHOW ON HOME SCREEN"
- Select CREATE

Available Master Tox Panels

UA Tox - 9A	UA Tox - 10A	UA Tox - 13A	UA Tox - 15A
Amphetamine	Amphetamine	Amphetamine	Amphetamine
Methamphetamine	Methamphetamine	Methamphetamine	Methamphetamine
Cocaine	Cocaine	Cocaine	Cocaine
Morphine/Opiates	Morphine/Opiates	Morphine/Opiates	Morphine/Opiates
Marijuana	Marijuana	Marijuana	Marijuana
Oxycodone	Oxycodone	Oxycodone	Oxycodone
Phencyclidine	Phencyclidine	Phencyclidine	Phencyclidine
Ecstasy	Ecstasy	Ecstasy	Ecstasy
6-AM	6-AM	6-AM	6-AM
	ETG	Propoxyphene	Propoxyphene
		Barbiturates	Barbiturates
		Benzodiazepines	Benzodiazepines
		Methadone	Methadone
			EDDP
			Buprenorphine

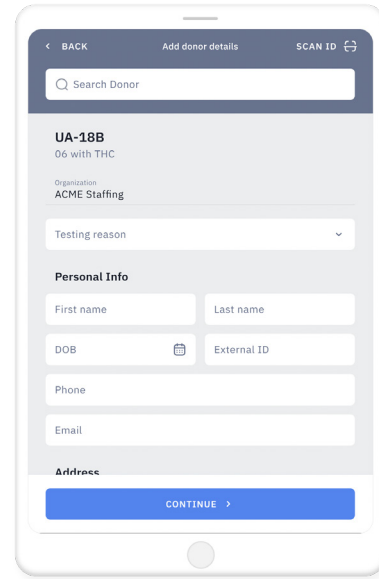
Note: Tox Manager must be turned on & panels created for each organization.
For additional help, view your Tox Client Checklist.

Process a Tox Specimen



Select Organization

Select Organization
Select Test Type
Tap START TEST




Donor Intake

Input donor details & have donor review & sign the Lab Fusion tablet.



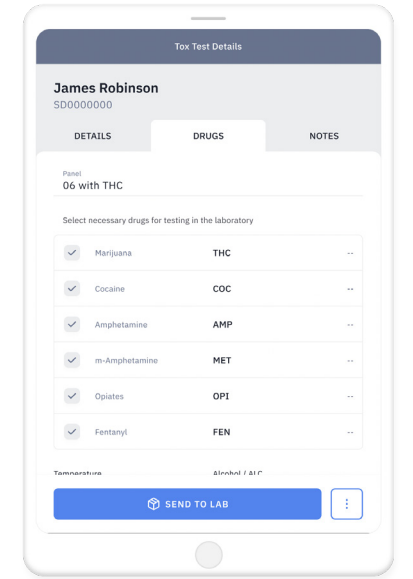
Collect Specimen

Collect & secure donor specimen using Lab Fusion decals



Scan Specimen Bottle

When prompted, hold the QR code in front of the tablet camera.



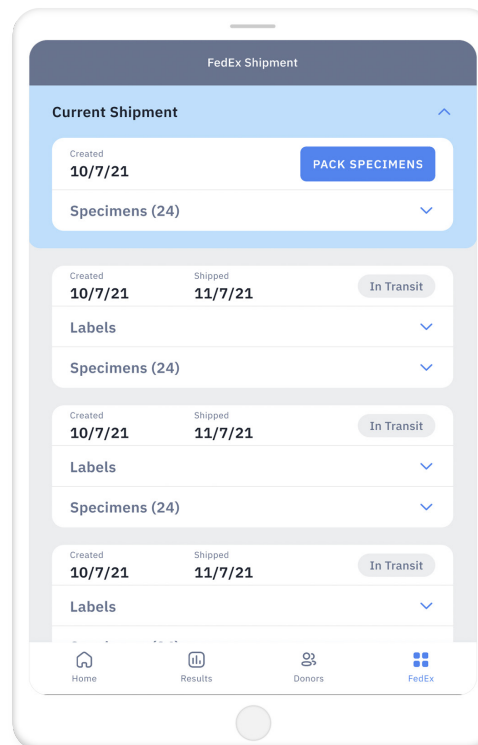
Review & Process

Review specimen details & add Tox test to the shipping manifest.

End of Day Processing

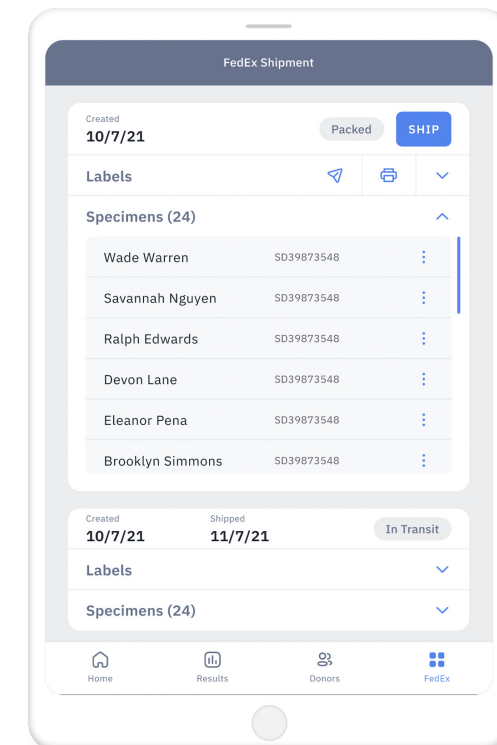
Pack Shipment

Close out the shipping manifest by selecting the PACK SHIPMENT button



Print Shipping Label

Select the Printer icon to print directly from the tablet or Email icon to send shipping label to another computer.



IMPORTANT:

This document contains the new interface designs. All functionality is identical regardless of design. Labbb Station designs are scheduled to change over the next 30 days.